



EP760-DM-B Series

EP760-DM-B Series



The Eblana Photonics EP760-DM-B series laser diode module is a high power single wavelength source supplied in an industry standard 14 pin Butterfly package with a Polarisation Maintaining fibre pigtail. The module is ideally suited for use in TDLAS-based gas sensing systems for oxygen detection.

Key Features

Excellent reliability
Mode-Hop free tuning >2nm
Integrated optical isolator
Narrow linewidth ~3MHz

Applications

Gas sensing applications
Oxygen (O₂)

Optical and electrical characteristics: (T = 25°C)

PARAMETER	SYMBOL	MIN	TYP	MAX	UNIT
LASER DIODE					
Output Power in Fibre	P_f	10	12	-	mW
Centre Wavelength	λ_{cen}	758	760	764	nm
Threshold Current	I_{th}	30	40	50	mA
Operating Current	I_{op}	-	80	120	mA
Forward Voltage	V_f	-	2	2.5	V
Spectral Width (FWHM)	$\Delta\nu$	-	2	3	MHz
Side Mode Suppression Ratio	SMSR	30	40	-	dB
Temperature Tuning Coefficient		-	0.1	-	nm/K
Current Tuning Coefficient		8	14	20	pm/mA
Quantum Efficiency	η	0.08	0.125	-	mW/mA
MONITOR DIODE					
Monitor Photo Current	I_m	0.2	0.4	0.8	mA
Monitor Operating Voltage	V_m	-	-	5.5	V
Monitor Dark Current (at -5V V_{DR})	I_{md}	-	-	< 0.2	μ A

*Photo diode does not come as standard. Available upon request.

THERMISTOR					
Thermistor Resistance	R_T	9.5	10	10.5	kW
Thermistor Temp. Coefficient		-	-4.4	-	%/°C
Thermoelectric Cooler					
TEC Forward Current	I_C	-	0.5	1.2	A
TEC Forward Voltage	V_C	-	-	3.3	V
FIBER					
Type	-	single mode / polarisation maintaining			
Core/Cladding Diameter	D_c/D_{cl}	-	9/125	-	μm
Length	L	0.5	-	-	m
Optical Connector	-	FC/APC, FC/PC others available on request			

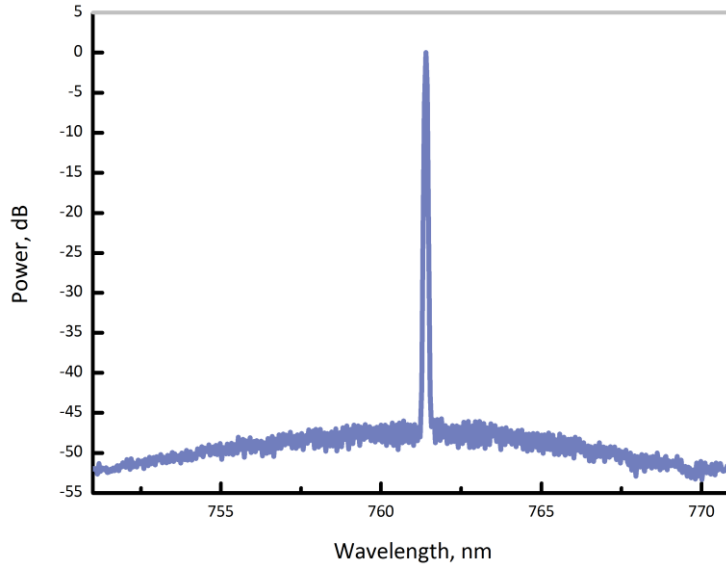
Absolute Maximum Ratings ($T_{\text{sub}} = 25^\circ\text{C}$)

Parameter	Symbol	Ratings	Units
Laser diode reverse voltage	V_R	2	V
Laser diode forward current	I_F	120	mA
Photodiode reverse voltage	V_{DR}	20	V
Peltier current	I_P	1.2	A
Operating case temperature	T_{case}	-20 to 65	°C
Storage temperature	T_{stg}	-40 to 85	°C

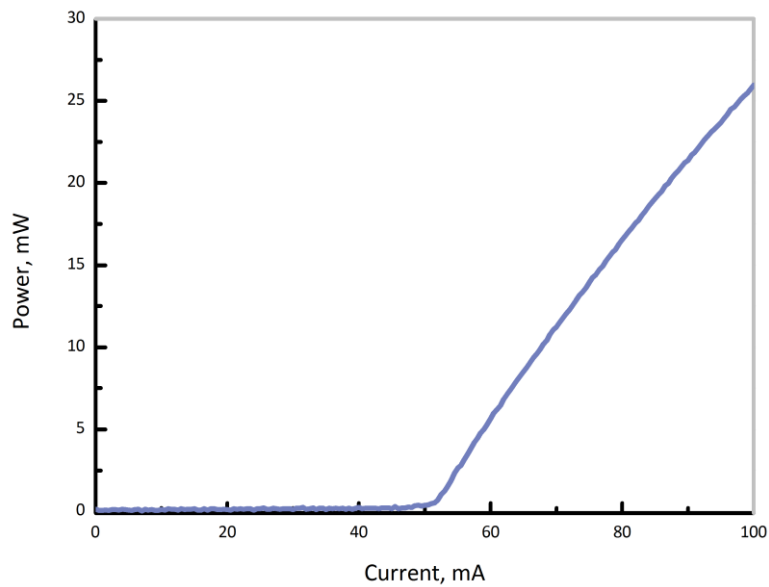


TYPICAL PERFORMANCE

Typical CW Spectrum

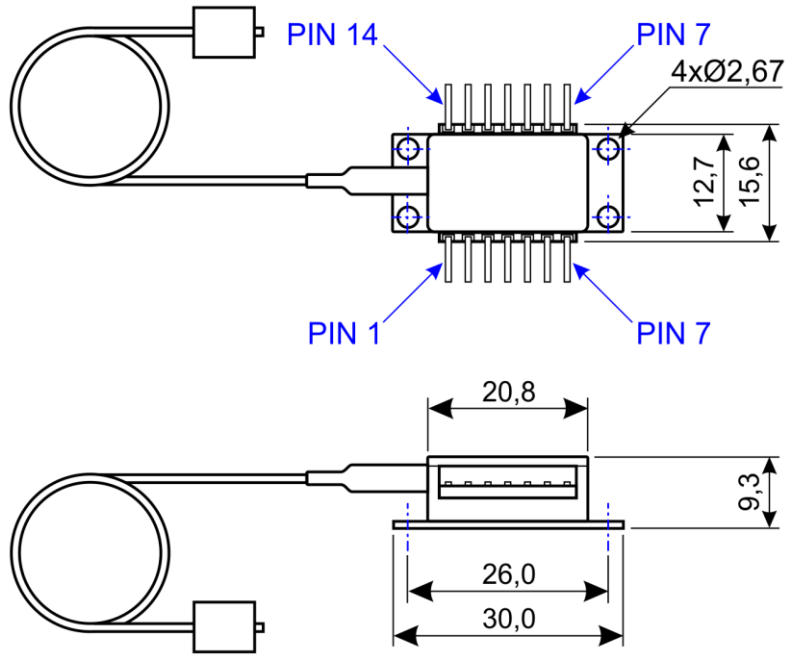


Power vs. Operating Current



Package Specification

Housing drawing



Pin No.	Pin Information
1	Thermistor
2	Thermistor
3	Laser cathode
4	NC
5	NC
6	Thermoelectric cooler +
7	Thermoelectric cooler -
8	Case ground
9	Case ground
10	NC
11	Laser anode
12	Laser cathode
13	Laser anode
14	NC

© Copyright Eblana Photonics Series 760-DM-B Rev 2.0