

**FLTT-940-2.2W-500m-CAP  
IR LASER ILLUMINATOR 940nm 2.2W 500m**



The IR laser illuminator FLTT-940-2.2W-500m-CAP is a high-performance product with integrated high quality VCSEL chip and excellent optic design. It has outstanding circuit control with high efficiency and wide beam angle zooming which can match the field of view angle of most cameras, like high-speed dome, PTZ and traffic monitoring cameras. The interfaces are user friendly and offer operating voltage control, communication protocols and installation schematic. The fan angle can be electronically adjusted via serial port. The output beam is very uniform and speckle free.

**Features**

- Electrical Beam Angle Zooming
- Illumination Range of up to 500m
- High Reliability, Lifetime up to 50000 hours
- Compact and Easy to Integrate
- TTL Interface
- Low Off-axis Divergence
- Uniform Beam Intensity, Speckle Free
- Operating State Memory
- Low Heat Production, High Efficiency

**Applications**

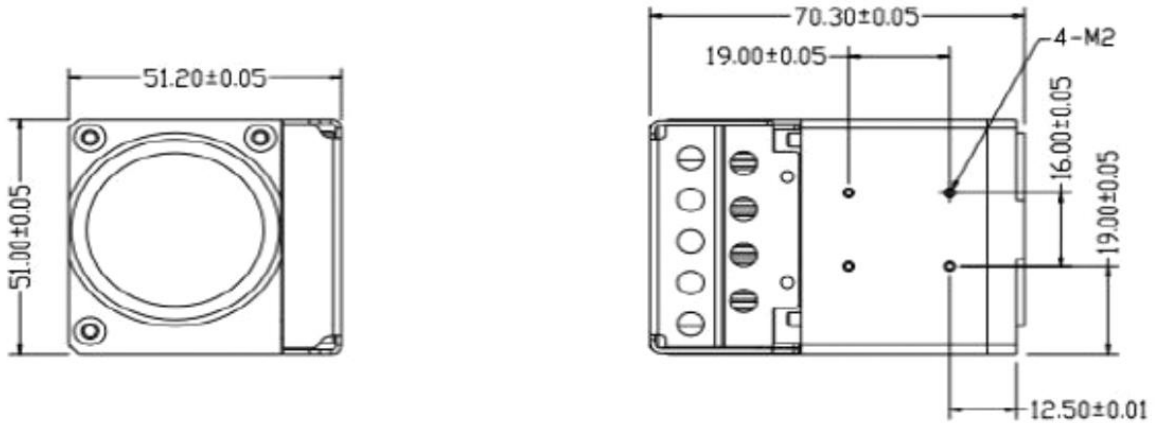
- Video Surveillance Systems
- Automobile Night Vision (ADAS)
- Machine Vision
- Gesture Recognition
- Display
- Military

**Specifications**

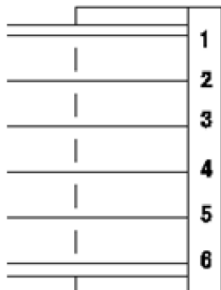
Parameters	Min	Typ	Max	Unit
Wavelength	930	940	950	nm
Optical Power (cw)	-	2.2	-	W
Illumination Distance	-	-	500	m
Spot Shape	Circular (uniform)			
Fan Angle ( $\pm 0.2^\circ$ tolerance)	1.7	-	70	degree
Operating Voltage	-	12	-	V
Operating Current	-	1.2	-	A
Power Consumption	-	-	12	W
Operating / Storage Temperature	-40	-	+85	degree
Dimensions	70 x 51 x 51 (LxWxH)			mm
Weight	-	300	-	g

Parameters	
Material	Alloy (Black anodized)
Laser Classification	Laser Class 2
Interface Protocol	RS232; RS485; TTL (Pelco D Protocol)
Cooling Method	Air Cooling

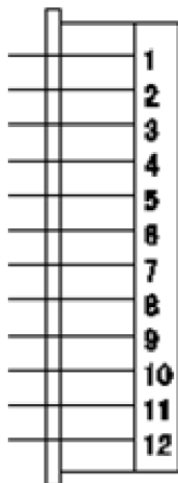
**PACKAGE SPECIFICATION**



**INTERFACES**



Pin	Function
1	Red: Power Supply Anode (+)
2	Orange: Power Supply Anode (+)
3	Yellow: Power Supply Anode (+)
4	White: Power Supply Cathode (-)
5	Green: Power Supply Cathode (-)
6	Black: Power Supply Cathode (-)



Pin	Function
1	Grey: Control A (Camera IR Cut Switch)
2	Brown: Control B (Lens Switch Fog / IR)
3	NC
4	NC
5	Purple: Photosensor Anode (+)
6	Orange: Photosensor Cathode (-)
7	White: TTL Tx Data Transmission
8	Blue: TTL Rx Data Receiving
9	Green: Forced Laser Switch Anode (+)
10	Yellow: Forced Laser Switch Cathode (+)
11	Black: RS485-B / RS232-Rx
12	Red: RS485-A / RS232-Tx