

FLTT-915-25W-5000m-CAP IR LASER ILLUMINATOR 915nm 25W 5000m



The IR laser illuminator FLTT-915-25W-5000m-CAP is a high-performance product with integrated high quality VCSEL chip and excellent optic design. It has a big dynamic beam angle zooming range, which can match the field view angle of cameras. It also has customer friendly interfaces for e.g. operating voltage, communication protocol and installation schematic. It can be widely used in video security surveillances, machining vision, gesture recognition, display control, laser medicine and military applications.

This illuminator is compatible with major lens and cameras, integrated with the protocols of Pelco D. It is easy for users to implement the illuminator. Simultaneously, position can be pre-set via serial port, and users can call the instruction to operate conveniently in use. Due to uniform power intensity of beam, users can obtain high quality video and easily recognize the features inside.

Features

- Motorized Beam Angle Zooming
- Illumination Range over 5000m
- High Reliability, Lifetime up to 25000 hours
- Compact, Easy to Integrate
- RS232, RS422; RS485, TTL Interface Optional
- Negligible Off-axis Divergence, Easy to Collimate with Camera Lens
- Uniform Beam Intensity, Speckle Free
- Operating State Memory
- CE Certified
- Predefined Position
- Low Heat Production, High Efficiency

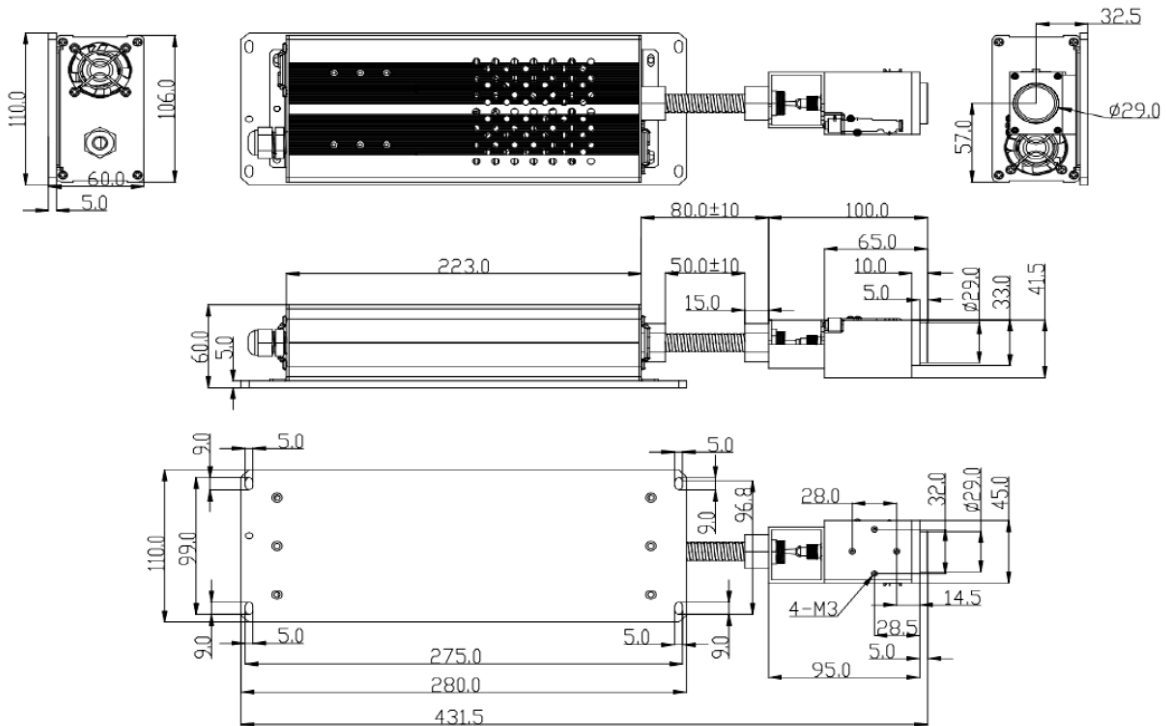
Applications

- Security Surveillance
- Automobile Night Vision (ADAS)
- Machine Vision
- Gesture Recognition

Specifications

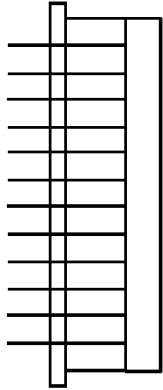
Parameters	Min	Typ	Max	Unit
Wavelength	905	915	925	nm
Optical Power (cw) (@ exit)	-	25	-	W
Laser Mode	Multimode			
Illumination Distance	-	-	5000	m
Spot Shape	Circular (Very Good Uniformity)			
Fan Angle (± 0.2 degree)	0.2	-	22	degree
Operating Voltage	DC12/24/48 (AC24 optional)			V
Operating Current	-	8/4/2	-	A
Power Consumption	-	-	96	W
Operating Temperature	-20	-	+50	degree
Storage Temperature	-40	-	+85	degree
Lifetime	25,000	-	-	hours
Dimensions	280 x 110 x 60 (LxWxH)			mm
Weight	-	1100	-	g
Material	Aluminum Alloy (Silver anodized)			
Laser Classification	Laser Class 4			
Interface Protocol (to be selected)	RS232; RS422; RS485; TTL			
Communication Protocol	Pelco D			
Cooling Method	Air Cooling			

PACKAGE SPECIFICATION

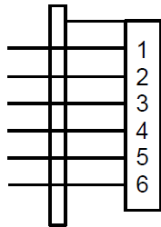


INTERFACES

RS422



- 1 Red – NC;
- 2 Black – NC;
- 3 Yellow – NC;
- 4 Green – Forced switch: shortcut with GND, laser on;
- 5 Blue – NC;
- 6 White – GND;
- 7 Orange – TTL Rx data receiving;
- 8 Purple – TTL Tx data transmission;
- 9 Brown – NC;
- 10 Grey – NC;
- 11 Brown – NC;
- 12 Grey – NC;



- 1 Red – Power anode;
- 2 Yellow – Power anode;
- 3 Black – Power cathode;
- 4 Green – Power cathode;
- 5 Blue – NC;
- 6 White – NC;

Other Interfaces

Port	Functions	Cable serial no. and color	Length mm	
PHS2.0-8P	Synchronization	1 white AUX_1A, 2 yellow AUX_1B	400	
	Manual switch	3 black AUX_2A (GND) , 4 blue AUX_2B		
	1 over 4	TTL level		5 red, 6 green, 7 brown Representing Tx, Rx, GND in TTL, respectively
		RS232		5 red, 6 green, 7 brown Representing Tx, Rx and GND in RS232, respectively
		RS485		5 red, 6 green Representing A and B in RS485, respectively
	RS422	5 red, 6 green, 7 brown, 8 orange, Representing A, B, Y,Z in RS422, respectively		
VH3.96-3P	Power supply	1 red--_DC48V anode 2 None 3 black--DC48V cathode	400	
--	Photosensor input	Separated two thin red and black wires	700	